





Blended expertise, purposefully applied...

We are a Chiswick based residential property consultancy that provides in-depth experience in the disciplines of estate agency, residential lettings, property management, property staging and interior design – a blend of expertise not commonly found in estate and lettings agency businesses. Having this multi-faceted capability enables us to deliver success to our clients that are seeking a more bespoke and discreet experience than typically offered by high street estate or lettings agents.

Clients value our integrity, energy, expertise and unbiased advice...

The core values of our business are; integrity, clarity and success. Our advice and services are delivered from a trusted platform of professional qualification, experience, dedication and a wealth of in-depth knowledge. This thorough, yet innovative approach to everything that we do has resulted in a strong track record, as evidenced by consistent results and unquestionable success.

What is the new meaning of Bespoke?...

We work with an adaptable approach to our processes to suit individual clients requirements. For example; many of our clients want to avoid public promotion and seek discreet introductions. Over 70% of our transactions are completed without public marketing. We spend less time promoting ourselves and more time combining modern online marketing with a lifetime of networking to introduce the right person in the right way.

More doesn't mean more...

We consciously keep our active portfolio compact, so that we can successfully apply the time, high levels of detail, attention and management you require and deserve whilst achieving our joint objective, success.



STAVELEY ROAD, W4

A newly decorated, triple aspect, 819 Sq Ft / 76 Sq M, two bedroom, first floor maisonette with private garden, set within the award winning grounds of Chiswick House & Gardens.

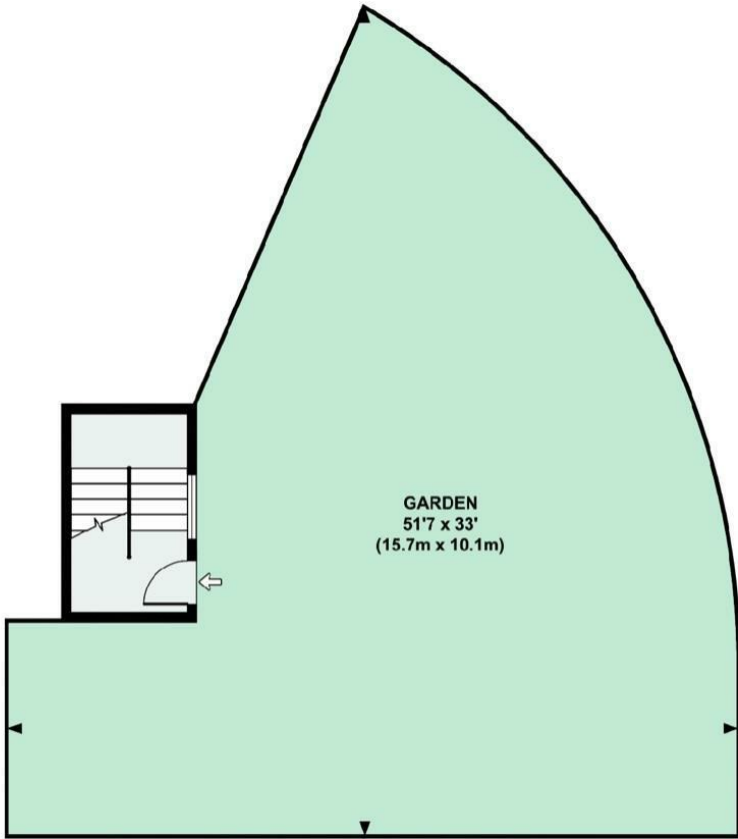
The accommodation comprises: private front door leading to hallway with stairs to first floor.

Entrance hallway with airing cupboard and loft hatch, 15'2 reception room with feature wood-burning fireplace and views over the cricket pitch, double aspect 17'10 kitchen/dining room, 13'4 double bedroom with views over the cricket pitch, further 10'10 double bedroom, bathroom and 51'7 x 33' private lawned garden.

The maisonette is located within the grounds of Chiswick House & Gardens with the closest gate being on Staveley Road with good access to local amenities and excellent transport connections into and out of town.

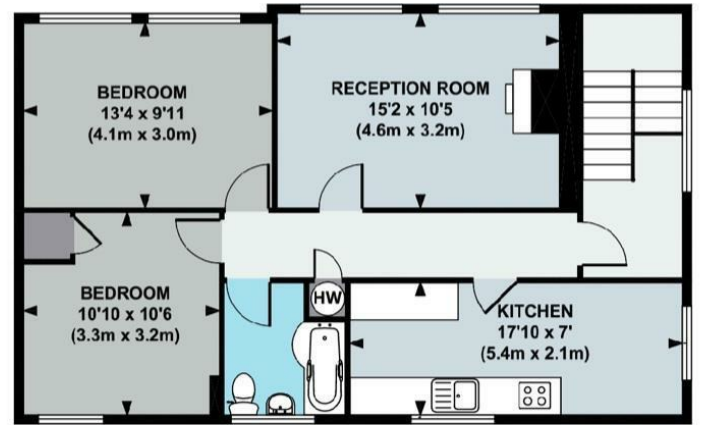






GARDEN
51'7 x 33'
(15.7m x 10.1m)

GROUND FLOOR



BEDROOM
13'4 x 9'11
(4.1m x 3.0m)

RECEPTION ROOM
15'2 x 10'5
(4.6m x 3.2m)

BEDROOM
10'10 x 10'6
(3.3m x 3.2m)

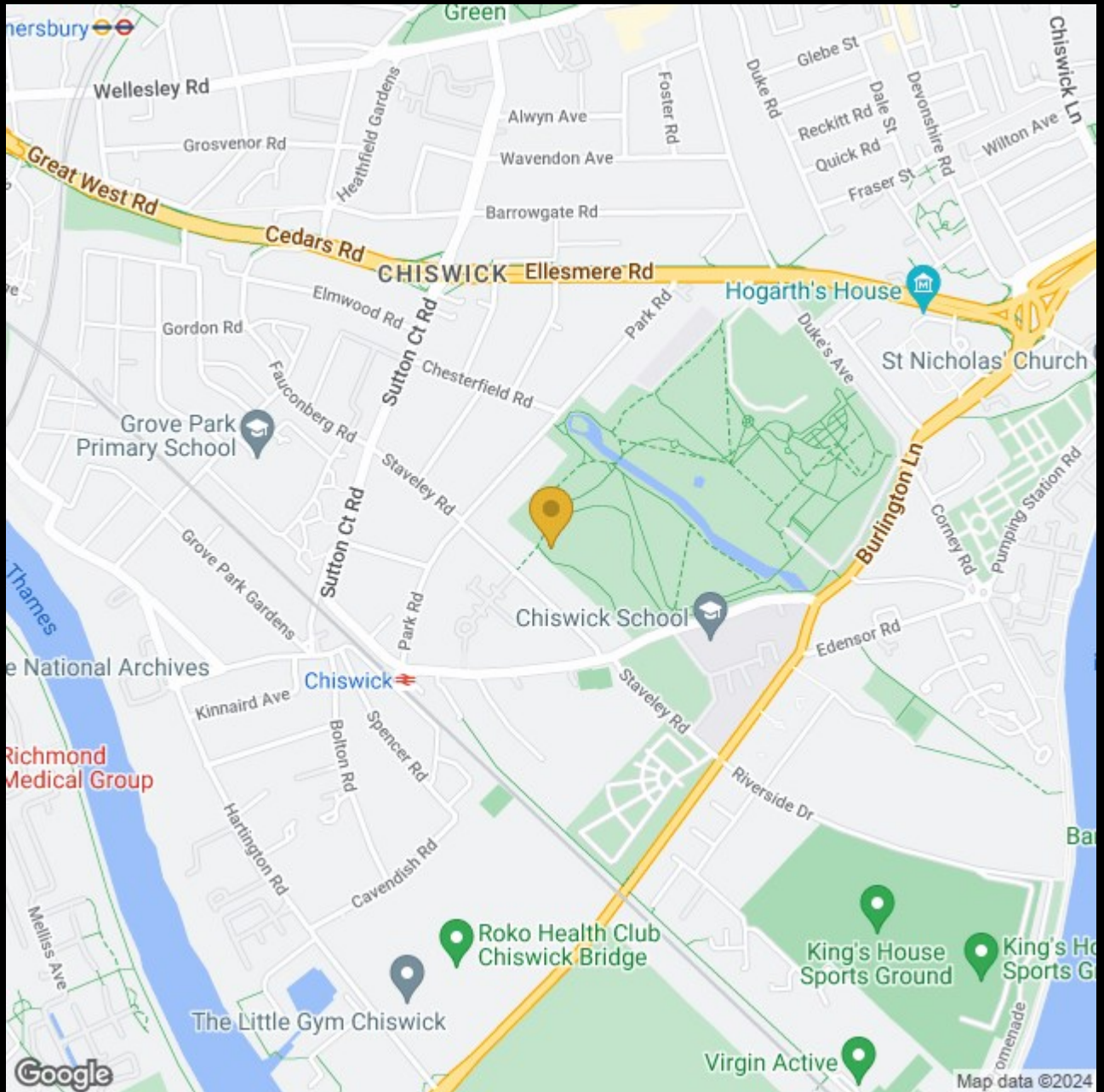
KITCHEN
17'10 x 7'
(5.4m x 2.1m)

FIRST FLOOR

APPROX. GROSS INTERNAL FLOOR AREA 819 SQ FT / 76 SQ M

Floor plan produced in accordance with RICS Property Measurement Standards incorporating International Property Measurement Standards (IPMS2 Residential). © Red i 2021

Produced for illustration purposes and may not truly reflect design or dimensions and should not be used for valuation, condition or design purposes.



020 8995 2030
enquiries@harpersofchiswick.com
www.harpersofchiswick.com

www.twitter.com/HarpersChiswick
www.facebook.com/harpersofchiswick
www.instagram.com/harpersofchiswick
www.pinterest.co.uk/harpersofchiswick